



RC 40 Technical Data Diesel and LPG Forklift Truck

[RC 40-16](#)

[RC 40-18](#)

[RC 40-20](#)

[RC 40-25](#)

[RC 40-30](#)

[RC 40-35](#)



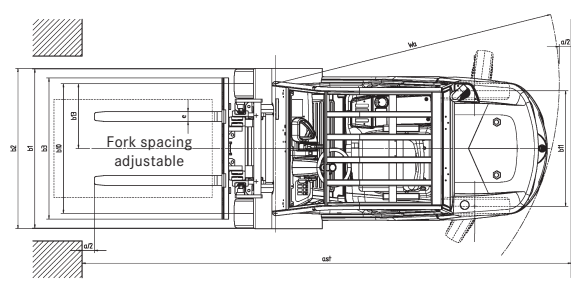
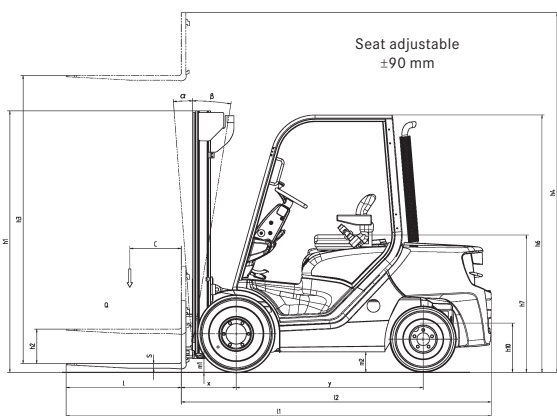
This specification sheet to VDI 2198 guidelines states only the technical data for the standard equipment. Different tyres, other masts, additional equipment etc. could result in different values.

		STILL	STILL	STILL	STILL	STILL	STILL	STILL	STILL	STILL	STILL	STILL	STILL	STILL		
Characteristics	1.1	Manufacturer														
	1.2	Manufacturer's model designation	RC 40-16	RC40-16 T	RC 40-18	RC 40-18 T	RC 40-20	RC 40-20 T	RC 40-25	RC 40-25 T	RC 40-30	RC 40-30 T	RC 40-35	RC 40-35 T		
	1.2.1	Manufacturer's type designation	4041	4044	4042	4045	4043	4046	4051	4054	4052	4055	4053	4056		
	1.3	Drive	Diesel	LPG	Diesel	LPG	Diesel	LPG	Diesel	LPG	Diesel	LPG	Diesel	LPG		
	1.4	Operation	Rider seated	Rider seated	Rider seated	Rider seated	Rider seated	Rider seated	Rider seated	Rider seated	Rider seated	Rider seated	Rider seated	Rider seated		
	1.5	Rated capacity	Q	kg	1600	1600	1800	1800	2000	2000	2500	2500	3000	3000	3500	3500
	1.6	Load centre	c	mm	500	500	500	500	500	500	500	500	500	500	500	
	1.8	Load distance	x	mm	407	407	407	407	419	419	470	470	490	490	490	
	1.9	Wheel base	y	mm	1400	1400	1400	1400	1400	1400	1620	1620	1620	1620	1620	
Weights	2.1	Truck weight		kg	2840	2770	2990	2920	3270	3200	4010	3980	4450	4430	5030	5010
	2.2	Axle load, laden, front		kg	3830	3800	4130	4100	4470	4440	5420	5400	6320	6310	7310	7300
	2.2.1	Axle load, laden, rear		kg	610	570	660	620	800	760	1090	1080	1130	1120	1220	1210
	2.3	Axle load, unladen, front		kg	1200	1170	1180	1150	1158	1110	1420	1400	1490	1480	1630	1620
	2.3.1	Axle load, unladen, rear		kg	1640	1600	1810	1770	2112	2090	2590	2580	2960	2950	3400	3390
Wheels/chassis	3.1	Tyres			SE	SE	SE	SE	SE	SE	SE	SE	SE	SE	SE	
	3.2	Tyre size, front			6.50-10	6.50-10	6.50-10	6.50-10	6.50-10	6.50-10	7.00-12	7.00-12	27 x 10-12	27 x 10-12	27 x 10-12	27 x 10-12
	3.3	Tyre size, rear			5.00-8	5.00-8	18 x 7-8	18 x 7-8	18 x 7-8	18 x 7-8	6.50-10	6.50-10	6.50-10	6.50-10	6.50-10	6.50-10
	3.5	Number of wheels front (x = driven)			2x	2x	2x	2x	2x	2x	2x	2x	2x	2x	2x	2x
	3.5.1	Number of wheels rear (x = driven)			2	2	2	2	2	2	2	2	2	2	2	2
	3.6	Track width, front	b ₁₀	mm	955	955	955	955	955	955	1007	1007	1057	1057	1057	1057
	3.7	Track width, rear	b ₁₁	mm	940	940	910	910	910	910	940	940	940	940	940	940
	4.1	Tilt Mast/Fork carriage, forward	α	°	3	3	3	3	3	3	3	3	3	3	3	3
	4.1.1	Tilt Mast/Fork carriage, rear	β	°	6	6	6	6	6	6	9	9	9	9	9	9
	4.2	Height, mast lowered	h ₁	mm	2210	2210	2210	2210	2260	2260	2325	2325	2325	2325	2325	2325
	4.3	Free lift	h ₂	mm	150	150	150	150	150	150	160	160	160	160	160	160
	4.4	Lift	h ₃	mm	3330	3330	3330	3330	3350	3350	3320	3320	3320	3320	3120	3120
	4.5	Height, mast raised	h ₄	mm	3973	3973	3973	3973	4046	4046	3950	3950	4100	4100	4000	4000
	4.7	Height over overhead guard (cab)	h ₆	mm	2145	2145	2145	2145	2145	2145	2222	2222	2222	2222	2222	2222
	4.8	Seat height/stand height rel. to SIP	h ₇	mm	1130	1130	1130	1130	1130	1130	1212	1212	1212	1212	1212	1212
	4.12	Coupling height	h ₁₀	mm	380	380	380	380	380	380	420	420	420	420	420	420
	4.19	Overall length	l ₁	mm	3215	3215	3272	3272	3325	3325	3593	3593	3713	3713	3763	3763
	4.20	Length including fork backs	l ₂	mm	2197	2197	2247	2247	2298	2298	2593	2593	2713	2713	2763	2763
	4.21	Overall width	b ₁	mm	1125	1125	1125	1125	1125	1125	1180	1180	1305	1305	1305	1305
4.22	Fork thickness	s	mm	40	40	40	40	40	40	40	40	50	50	50	50	
4.22.1	Fork width	e	mm	80	80	80	80	80	80	100	100	120	120	120	120	
4.22.2	Fork length	l	mm	1000	1000	1000	1000	1000	1000	1000	1000	1000	1000	1000	1000	
4.23	Fork carriage ISO 2328, Class/Form A, B			Kl. II, Form A	Kl. II, Form A	Kl. II, Form A	Kl. II, Form A	Kl. II, Form A	Kl. II, Form A	Kl. II, Form A	Kl. II, Form A	Kl. III, Form A	Kl. III, Form A	Kl. III, Form A	Kl. III, Form A	
4.24	Fork carriage width	b ₃	mm	980	980	980	980	980	980	1100	1100	1100	1100	1100	1100	
4.31	Floor clearance under mast, laden	m ₁	mm	100	100	100	100	100	100	125	125	125	125	125	125	
4.32	Floor clearance, centre of wheel-base	m ₂	mm	127	127	127	127	127	127	125	125	140	140	140	140	
4.33	Working aisle - 1000 x 1200 pallet crosswise	A _{st}	mm	3545	3545	3595	3595	3644	3644	3927	3927	4028	4028	4078	4078	
4.34	Working aisle - 800 x 1200 pallet lengthways	A _{st}	mm	3745	3745	3795	3795	3844	3844	4127	4127	4228	4228	4278	4278	
4.35	Turning radius	W _a	mm	1935	1935	1985	1985	2025	2025	2257	2257	2338	2338	2388	2388	
4.36	Smallest pivot point distance	b ₁₃	mm	560	560	560	560	560	560	590	590	645	645	645	645	
Performance data	5.1	Travel speed laden		km/h	20	20	20	20	20	20	20	20	20	20	20	
	5.1.1	Travel speed unladen		km/h	20	20	20	20	20	20	20	20	20	20	20	
	5.2	Hoist speed laden		m/s	0,65	0,66	0,65	0,64	0,60	0,60	0,54	0,52	0,52	0,50	0,49	0,48
	5.2.1	Hoist speed unladen		m/s	0,69	0,70	0,69	0,70	0,63	0,62	0,58	0,58	0,58	0,58	0,58	0,58
	5.3	Lowering speed laden		m/s	0,50	0,50	0,50	0,50	0,45	0,45	0,48	0,48	0,48	0,48	0,48	0,48
	5.3.1	Lowering speed unladen		m/s	0,42	0,42	0,42	0,42	0,35	0,35	0,40	0,40	0,40	0,40	0,44	0,44
	5.5	Drawbar pull laden		N	17000	17500	17500	19500	18200	22500	18600	16600	19200	17000	20000	17900
	5.5.1	Drawbar pull unladen		N	7000	7000	7600	7600	8300	8300	9800	10000	10400	10500	10800	11000
	5.7	Gradeability laden		%	23	26	24	27	25	28	24	24	22	21	22	20
	5.7.1	Gradeability unladen		%	15	15	16	16	18	18	24	24	21	21	18	18
5.9	Acceleration time laden		s	4,3	4,2	4,4	4,3	4,6	4,5	4,8	4,8	5,2	5,2	5,7	5,7	
5.9.1	Acceleration time unladen		s	4,1	4,1	4,2	4,2	4,3	4,3	4,3	4,4	4,6	4,6	4,9	4,8	
5.10	Service brake			mech./hydr.	mech./hydr.	mech./hydr.	mech./hydr.	mech./hydr.	mech./hydr.	mech./hydr.	mech./hydr.	mech./hydr.	mech./hydr.	mech./hydr.	mech./hydr.	
Engine	7.1	Engine manufacturer			Kubota	Kubota	Kubota	Kubota	Kubota	Kubota	Kubota	Kubota	Kubota	Kubota	Kubota	
	7.1.1	Type			V 2403-M-DI	WG 2503	V 2403-M-DI	WG 2503	V 2403-M-DI	WG 2503	V 2607-DI	WG 2503	V 2607-DI	WG 2503	V 2607-DI	
	7.2	Engine rating to ISO 1585		kW	36	36	36	36	36	36	36,5	40	36,5	40	40	
	7.3	Rated speed		1/min	2600	2600	2600	2600	2600	2600	2600	2600	2600	2600	2600	
	7.4	No. of cylinders			4	4	4	4	4	4	4	4	4	4	4	
	7.4.1	Swept volume		cm ³	2434	2491	2434	2491	2434	2491	2615	2491	2615	2491	2615	2491
7.5	Fuel consumption to VDI Cycle		Diesel l/h LPG kg	2,7	2,6	2,9	2,7	3,1	2,9	3,3	3,3	3,6	3,8	3,9	4,3	
7.9	On-board voltage		V	12	12	12	12	12	12	12	12	12	12	12	12	
Miscellaneous	8.1	Drive control			Hydrodyn.	Hydrodyn.	Hydrodyn.	Hydrodyn.	Hydrodyn.	Hydrodyn.	Hydrodyn.	Hydrodyn.	Hydrodyn.	Hydrodyn.	Hydrodyn.	
	10.1	Working pressure for attachments		bar	160	160	160	160	160	160	160	160	160	160	160	
	10.2	Oil volume for attachments		l/min	35	35	35	35	40	40	60	60	60	60	60	
	10.4	Volume fuel tank		l/kg	45	11	45	11	45	11	58	11	58	11	58	
	10.7	Sound power level L _{PAZ} ¹ (work cycle)		dB (A)	<83	<83	<83	<83	<83	<83	<83	<83	<83	<83	<83	
10.8	Towing coupler, Type/Model DIN			Pin	Pin	Pin	Pin	Pin	Pin	Pin	Pin	Pin	Pin	Pin		

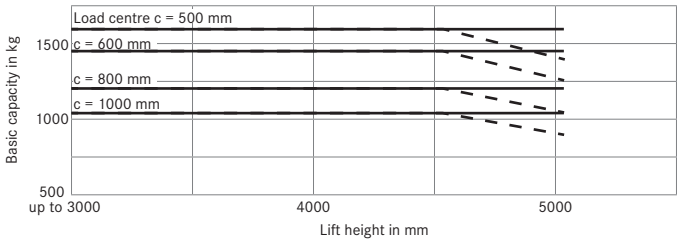
¹ With reduced rated capacity and/or limited lift height.

				Tele mast		HiLo mast		Triplex mast	
RC 40-16	Rated lift	h ₃	mm	3330-4030	4530-5030	2875-3975	4155-5205	5755-6955	
	Overall height	h ₁	mm	2210-2560	2810-3060	1960-2510	1960-2310	2560-2960	
	Free lift	h ₂	mm	150	150	1312-1862	1312-1662	1912-2312	
	Greatest height	h ₄	mm	3973-4673	5173-5673	3543-4643	4838-5888	6438-7638	
	Forward tilt	α	°	3					
	Back tilt	β	°	6					
	Fork spacing centre to centre		mm	216 / 368 / 445 / 521 / 673 / 760					
	Greatest width	B	mm	1120					
	Overall length	L ₂	mm	2215			2240		
	Load distance	x	mm	395			420		
	Working aisle width	A _{st}	mm	(1000 x 1200) 3565 / (800 x 1200) 3765			(1000 x 1200) 3590 / (800 x 1200) 3790		
	Tyres	v		6.50-10					
	Tyres	h		5.00-8					
	Track	v	mm	955					
Track	h	mm	940						
RC 40-18	Rated lift	h ₃	mm	3330-4030	4530-5030	2875-3975	4155-5205	5755-6955	
	Overall height	h ₁	mm	2210-2560	2810-3060	1960-2510	1960-2310	2560-2960	
	Free lift	h ₂	mm	150	150	1312-1862	1312-1662	1912-2312	
	Greatest height	h ₄	mm	3973-4673	5173-5673	3543-4643	4838-5888	6438-7638	
	Forward tilt	α	°	3					
	Back tilt	β	°	6					
	Fork spacing centre to centre		mm	216 / 368 / 445 / 521 / 673 / 760					
	Greatest width	B	mm	1120					
	Overall length	L ₂	mm	2272			2298		
	Load distance	x	mm	400			425		
	Working aisle width	A _{st}	mm	(1000 x 1200) 3615 / (800 x 1200) 3815			(1000 x 1200) 3640 / (800 x 1200) 3840		
	Tyres	v		6.50-10					
	Tyres	h		18 x 7-8					
	Track	v	mm	955					
Track	h	mm	910						
RC 40-20	Rated lift	h ₃	mm	3350-4050	4550-5050	2970-3970	4165-6865		
	Overall height	h ₁	mm	2260-2610	2860-3110	2010-2510	1960-2860		
	Free lift	h ₂	mm	150	150	1455-1955	1405-2305		
	Greatest height	h ₄	mm	3925-4625	5125-5625	3545-4545	4755-7455		
	Forward tilt	α	°	3					
	Back tilt	β	°	9	6	9	6		
	Fork spacing centre to centre		mm	216 / 368 / 445 / 521 / 673 / 760					
	Greatest width	B	mm	1120					
	Overall length	L ₂	mm	2325			2350		
	Load distance	x	mm	410			435		
	Working aisle width	A _{st}	mm	(1000 x 1200) 3730 / (800 x 1200) 3930			(1000 x 1200) 3755 / (800 x 1200) 3955		
	Tyres	v		6.50-10					
	Tyres	h		18 x 7-8					
	Track	v	mm	955					
Track	h	mm	910						
RC 40-25	Rated lift	h ₃	mm	3320-4220	4620-5120	2890-4090	4180-4480	4780-6280	
	Overall height	h ₁	mm	2325-2775	2975-3225	2075-2675	2075-2175	2275-2775	
	Free lift	h ₂	mm	160	160	1440-2040	1440-1540	1640-2140	
	Greatest height	h ₄	mm	3950-4850	5250-5750	3520-4720	4825-5125	5425-6925	
	Forward tilt	α	°	3					
	Back tilt	β	°	9	6	9	9	6	
	Fork spacing centre to centre		mm	216 / 368 / 445 / 521 / 673 / 805					
	Greatest width	B	mm	1180			1305		
	Overall length	L ₂	mm	2593			2618		
	Load distance	x	mm	470			495		
	Working aisle width	A _{st}	mm	(1000 x 1200) 3927 / (800 x 1200) 4127			(1000 x 1200) 3952 / (800 x 1200) 4152		
	Tyres	v		7.00-12					
	Tyres	h		6.50-10					
	Track	v	mm	1007					
Track	h	mm	940						
RC 40-30	Rated lift	h ₃	mm	3320-4220	4620-5120	2890-4090	4180-4480	4780-6430	
	Overall height	h ₁	mm	2325-2775	2975-3225	2075-2675	2075-2175	2275-2825	
	Free lift	h ₂	mm	160	160	1440-2040	1440-1540	1640-2190	
	Greatest height	h ₄	mm	4100-5000	5400-5900	3555-4755	4860-5160	5460-7110	
	Forward tilt	α	°	3					
	Back tilt	β	°	9	6	9	9	6	
	Fork spacing centre to centre		mm	216 / 368 / 445 / 521 / 673 / 800					
	Greatest width	B	mm	1305					
	Overall length	L ₂	mm	2713			2728		
	Load distance	x	mm	490			515		
	Working aisle width	A _{st}	mm	(1000 x 1200) 4028 / (800 x 1200) 4228			(1000 x 1200) 4053 / (800 x 1200) 4253		
	Tyres	v		27 x 10-12					
	Tyres	h		6.50-10					
	Track	v	mm	1057					
Track	h	mm	940						

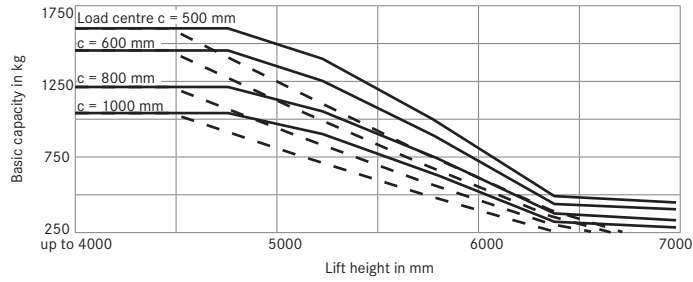
			Tele mast		HiLo mast	Triplex mast			
RC 40-30	Rated lift	h_3	mm	3120-4020	4420-4920	2690-3890	3880-4180	4480-6130	
	Overall height	h_1	mm	2325-2775	2975-3225	2075-2675	2075-2175	2275-2825	
	Free lift	h_2	mm	160	160	1340-1940	1340-1140	1540-2090	
	Greatest height	h_4	mm	4000-4900	5300-5800	3455-4655	4560-4860	5160-6810	
	Forward tilt	α	°	3					
	Back tilt	β	°	9	6	9	9	6	
	Fork spacing centre to centre		mm	216 / 368 / 445 / 521 / 673 / 800					
	Greatest width	B	mm	1305					
	Overall length	L_2	mm	2763			2778		
	Load distance	x	mm	490			515		
	Working aisle width	A_{st}	mm	(1000 x 1200) 4078 / (800 x 1200) 4278			(1000 x 1200) 4103 / (800 x 1200) 4303		
	Tyres	v		27 x 10-12					
	Tyres	h		6.50-10					
	Track	v	mm	1057					
	Track	h	mm	940					



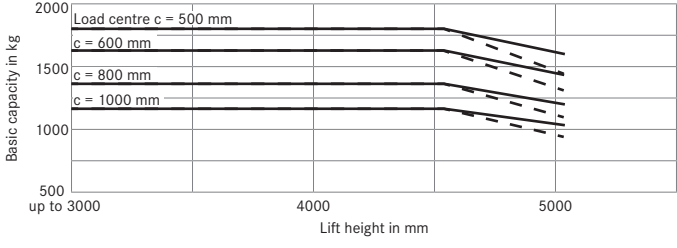
Basic capacities RC 40-16 Tele mast - SE tyres



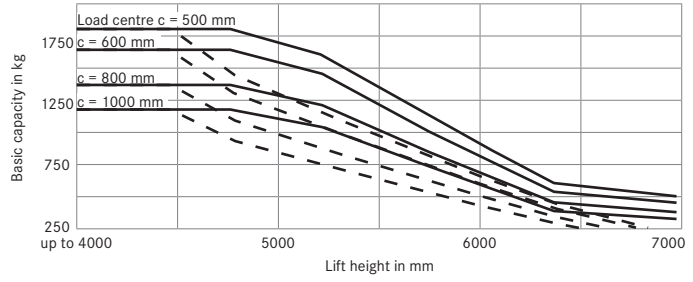
Basic capacities RC 40-16 Triplex mast - SE tyres



Basic capacities RC 40-18 Tele mast - SE tyres

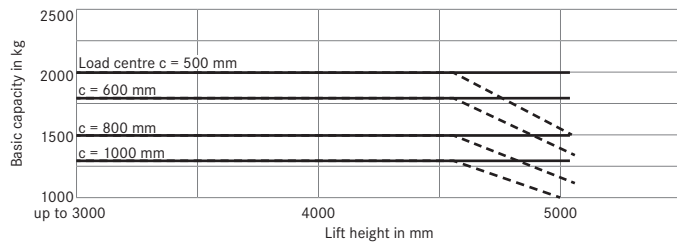


Basic capacities RC 40-18 Triplex mast - SE tyres

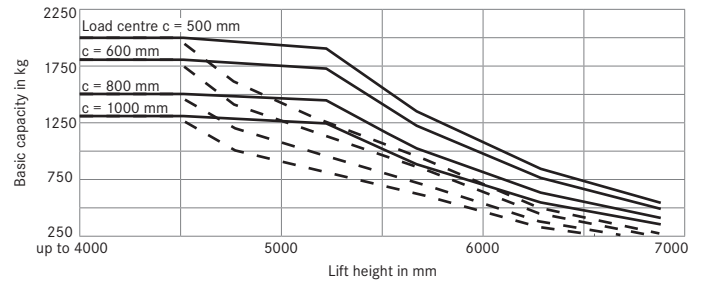


— with standard forks - - - with integrated sideshifter and standard forks
 Values stated can vary depending on the vehicle's additional equipment.

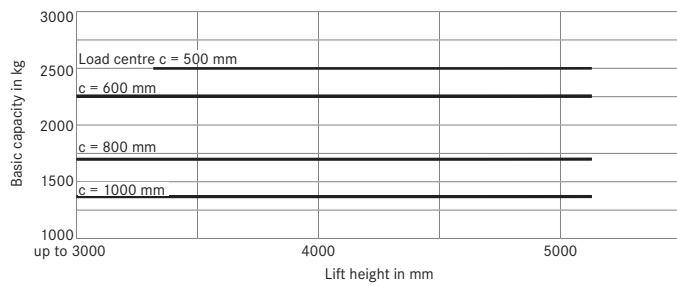
Basic capacities RC 40-20 Tele mast - SE tyres



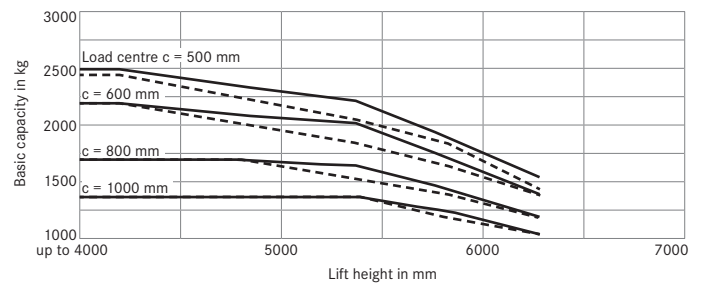
Basic capacities RC 40-20 Triplex mast - SE tyres



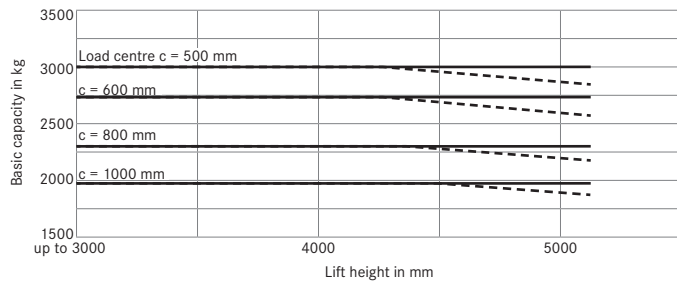
Basic capacities RC 40-25 Tele mast - SE tyres



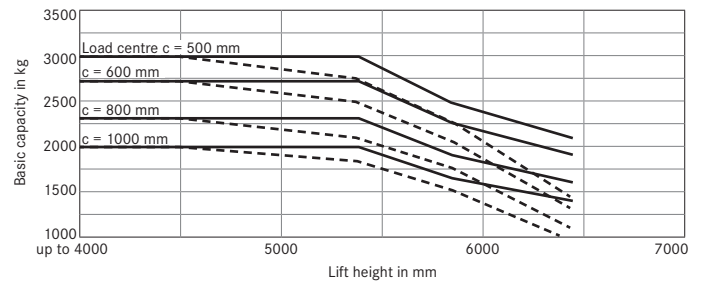
Basic capacities RC 40-25 Triplex mast - SE tyres



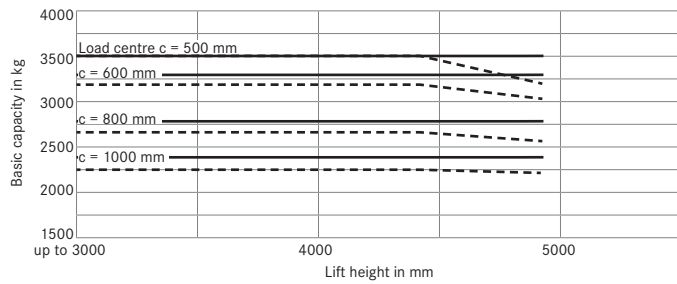
Basic capacities RC 40-30 Tele mast - SE tyres



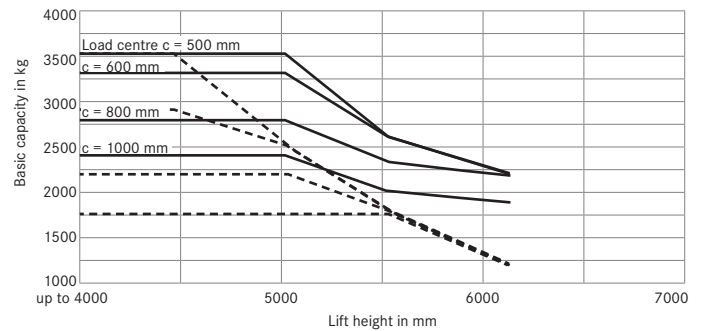
Basic capacities RC 40-30 Triplex mast - SE tyres



Basic capacities RC 40-35 Tele mast - SE tyres



Basic capacities RC 40-35 Triplex mast - SE tyres



— with standard forks - - - with integrated sideshifter and standard forks
 Values stated can vary depending on the vehicle's additional equipment.

Overall concept

Engine powered four wheeled counterbalance forklift truck with front wheel drive.

Drive

- Internal combustion engine drive.
- Modern Kubota industrial diesel and LPG combustion engines.
- Drive axle with efficient torque converter.
- Wear free lamella type brake immersed in oil.

Ergonomics

- Generously laid out driver's compartment.
- Damped 4-point mounting of driver's overhead guard.
- High driver comfort and operating convenience due to optimal arrangement of all controls.
- Excellent visibility to all sides.

Safety

- Open bar overhead guard for optimum view of the lifted load.
- Low truck centre of gravity and an articulated steer axle for optimal stability.
- High residual capacities even at high lifts.
- Excellent driving stability when cornering - no electronic aids required.

Environment

- Low emission values meeting 97/68/EG stage 3a requirements.

Service

- 500 operating hours between services.
- Optimal accessibility for maintenance and repairs due to wide-opening bonnet and doors*.

Technical features

Driver's compartment

- Low and easy entry step which is also clearly visible when exiting.
- Hand grip on overhead guard.
- Large foot well with vibration inhibiting floor covering and automotive-style pedals arrangement.
- Modern industrial driver's seat with optimal setting options.
- Hydraulic servo steering with small steering wheel.
- Twin pedal drive direction change.
- Sensitive hydraulic lever to right of driver's seat.
- Narrow, adjustable steering column with no distracting instrument displays.
- Large display to left of steering column.
- Additional functions can be enabled via switch to left of steering column.

Drive control

- Driving (start of drive) with single pedal system, drive direction selector as lever on steering column.
- Combined two-stage braking/inching pedal.

Electrical system

- Automotive 12 Volt electric equipment.
- Cable sets sheathed in corrugated tubing.

Mast and hydraulics

- Hydraulic pump for the working and steering hydraulics.
- Wide construction, open telescopic mast with and without full free lift and as a triplex variant.
- Clear view fork carriage.

Additional equipment features (Options)

Truck equipment

- Superelastic or pneumatic tyres.

Engine

- Gas truck with alternatives of gas bottle or gas tank.
- Regulated 3-way cat for LP gas truck.
- Regenerative soot particle filter as a replacement filter system, spark arrester and open-loop catalytic converter for diesel truck.
- Additional air filter for use in environments containing dust or fibres.

Cab equipment

- Modular cabin with roof, front and rear screen.
- Rear mounted damped doors with large opening angles and sliding windows.
- Screen wiper with large wiped area for front and rear screen, with screen washer.
- Rear screen heater.
- Exterior and interior mirrors.
- Comfort seat variants with cloth cover, seat heater, lumbar support, extended backrest.
- Operator restraint system with safety gate type doors.

Controls

- Twin pedal drive, drive direction selection by two pedals, one for forward driving and one for reversing.

Electrical equipment

- Automotive style lighting also approved for use in road traffic.
- Working spotlights front and/or rear on the overhead guard.
- Flashing warning light on overhead guard, at top rear.

Mast and hydraulics

- Auxiliary hydraulics for actuating functions on attachments.
- Various fork carriage widths and fork lengths.
- Attachments to suit each type of load.

STILL



STILL Materials Handling Ltd

Aston Way

Leyland Preston

PR26 7UX

Tel.: +44 (0)845 603 6827

Fax: +44 (0)1772 454668

info@still.co.uk

For further information please visit:

www.still.co.uk

STILL Materials Handling Ltd

George Henry Road

Graet Bridge

West Midlands

DY4 7BZ

Tel.: +44 (0)845 603 6827

Fax: +44 (0)121 520 9945

STILL Materials Handling Ltd

19 Hennock Road

Marsh Barton Trading Estate

Exeter

EX2 8RU

Tel.: +44 (0)1392 435151

Fax: +44 (0)1392 824328

STILL is certified in the following areas: Quality management, occupational safety, environmental protection and energy management.



first in intralogistics